



Leicester
City Council

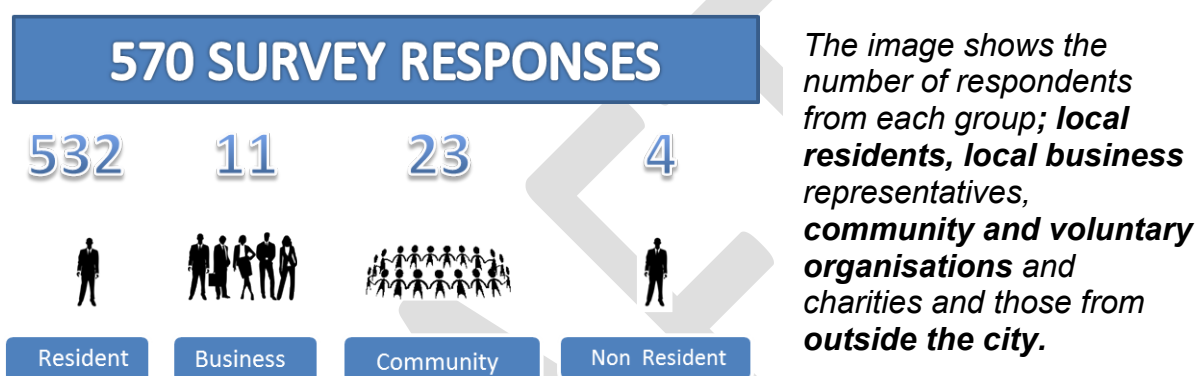
Appendix 1A:
CTRS consultation analysis (summary)

DRAFT

Leicester's Council Reduction Scheme (LCTRS) Consultation results 16/17

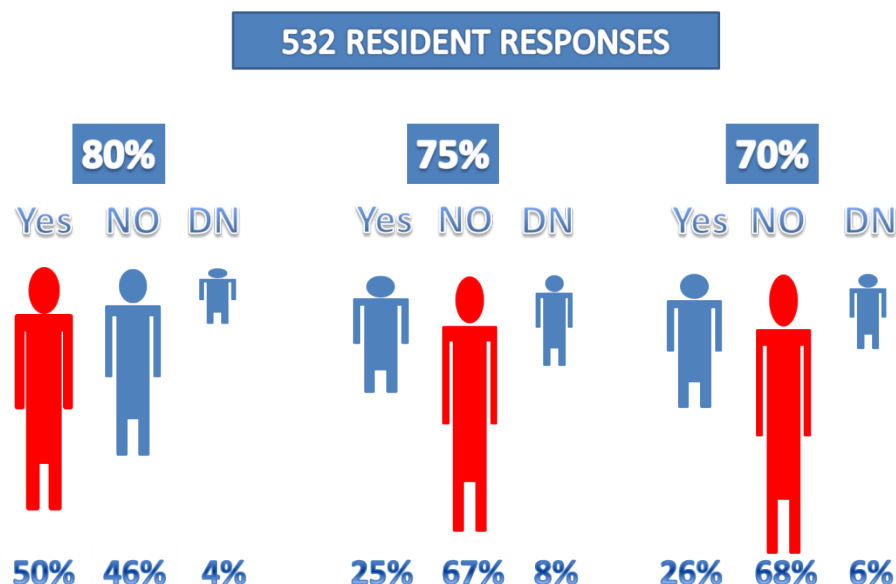
Leicester's most recent LCTRS consultation took place in 2012, and the current scheme has been in place since April 2013. Due to financial constraints, the Executive are now reviewing the scheme's operation and expenditure. Three options are being considered for 2017/18: **Option 1**, to retain the current scheme requiring residents to contribute at least **20%** of their council tax bill; **Option 2**, to increase this contribution to **25%**; and **Option 3**, to increase it to **30%**. Residents were also asked for alternative suggestions to amend the scheme or to make savings.

The consultation lasted for eight weeks from **4 August to 28 September 2016**. The survey could be accessed online, in paper from libraries and community centres, or at thirteen outreach locations at which regular public engagement events were held.



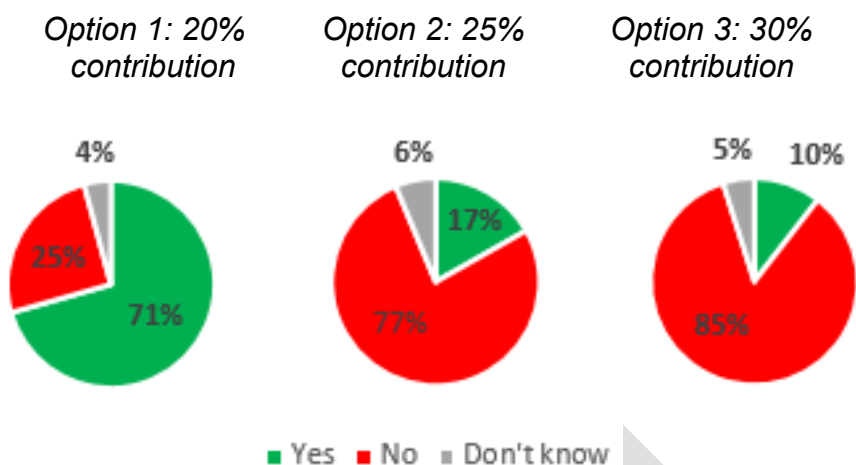
Of local residents responding to the consultation:

- The average **age** of a respondent was **44** – under-25s were underrepresented (4% compared to 19% of the working-age population)
- For **ethnicity**, white British respondents overrepresented (61% to 45% of the population);
- **Religion, sexual orientation, gender and disability** were evenly represented;
- **Household composition** was fairly representative overall – bias in favour of the working-age population (90%) is likely a result of the proposed changes not affecting pensioners;
- **516** provided a home postcode in Leicester – postcodes **LE2 to LE5** were evenly represented, with less participants resident in the city centre (**LE1**);
- **253** also provided a work postcode in Leicester – more than half worked in the city centre (**LE1**), with smaller numbers employed at postcodes **LE2 to LE5**.



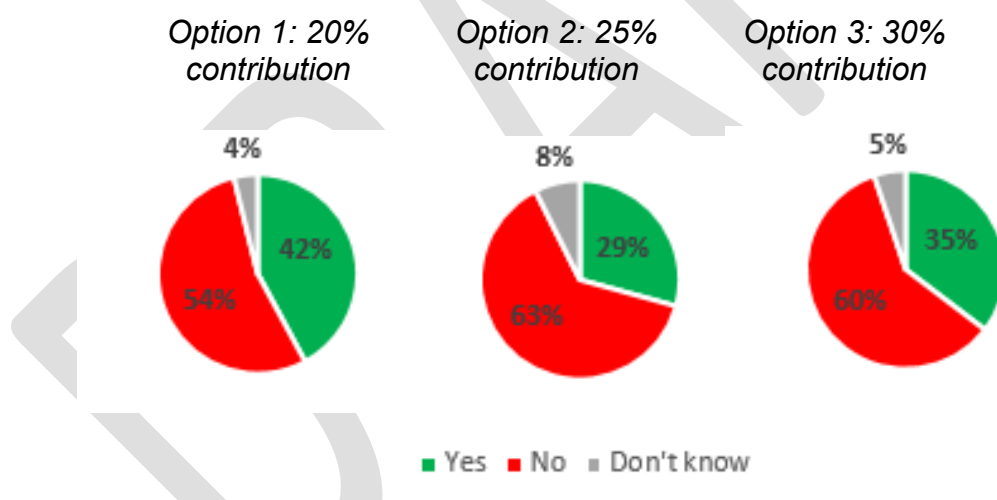
The image shows the preferences of the 532 Leicester residents that responded to the survey (DN- Don't Know).

For respondent households receiving CTR:



145 respondents stated that they were members of households currently receiving discounts under the CTRS – they were much more likely to support retaining the current scheme.

For respondent households paying full Council Tax:



304 respondents stated that they were members of households paying full Council Tax – they were more likely to support changing the scheme and adopting either a 25% or a 30% minimum payment.

The most popular comments made were;

- **Staffing and salaries** should be reduced further across the Council (particularly for those in the most senior roles)
- There are **too many redevelopments** in the City, including roadworks, buildings, monumental projects and aesthetic features.
- Take a more stringent approach **to Housing Benefit fraud**.
- Those that would be affected by any change **stated** that they would have to **compromise essential items** such as **food, heating and items for children** in order to meet the costs. There was also an emphasis on the significant impact that existing welfare reforms had on low income households.
- **Collecting an increase** in Council Tax from low income households could be **difficult** as the money becomes increasingly difficult to find. Some respondents even stated they would **refuse to pay** the increase.